

## A visit to homes in Oaxaca

### IMPORTANT WORDS TO KNOW:

**ALTAR:** a special table where families display religious figurines, portraits of saints, and offerings to God, Jesus and the families' special saints

**INCENSE:** resin or a special kind of wood that gives off a strong aromatic smell when burned

**TORTILLA:** a thin flatbread, made from corn or wheat


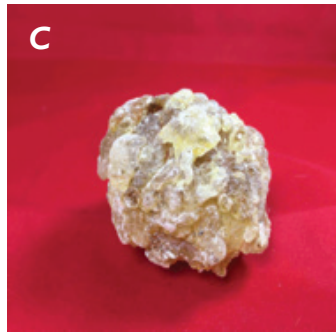
**TRADITIONAL:** a way of living or doing things that hasn't changed much over time

Today we are going to visit the homes of Elvira and Alejandra. They will show us how daily life in Oaxaca can be similar and different.

**WHILE** you watch the video *Home Life*, look for some of the cultural artifacts you have already learned about and some artifacts that will be new to you. Select three of the artifacts and explain how they were used.



**Watch the Home Life video** (password: **corn**): <https://vimeo.com/300509074>



---

---

---

---

---

Describe one artifact in the video that you'd like to know more about.

---

Read the descriptions the kids give of their Moms' cooking and important rooms in their homes. Think about the video you've seen of the girls' homes.



*“In the kitchen, my mom has metates and other stone and ceramic cooking tools. There is a stove where she cooks and then there is another outdoor kitchen where she makes tortillas. She starts a fire, places a flat pan on top and makes corn tortillas. In our house, there is another special room with an altar. There are small statues. At the altar, we pray for others.”*

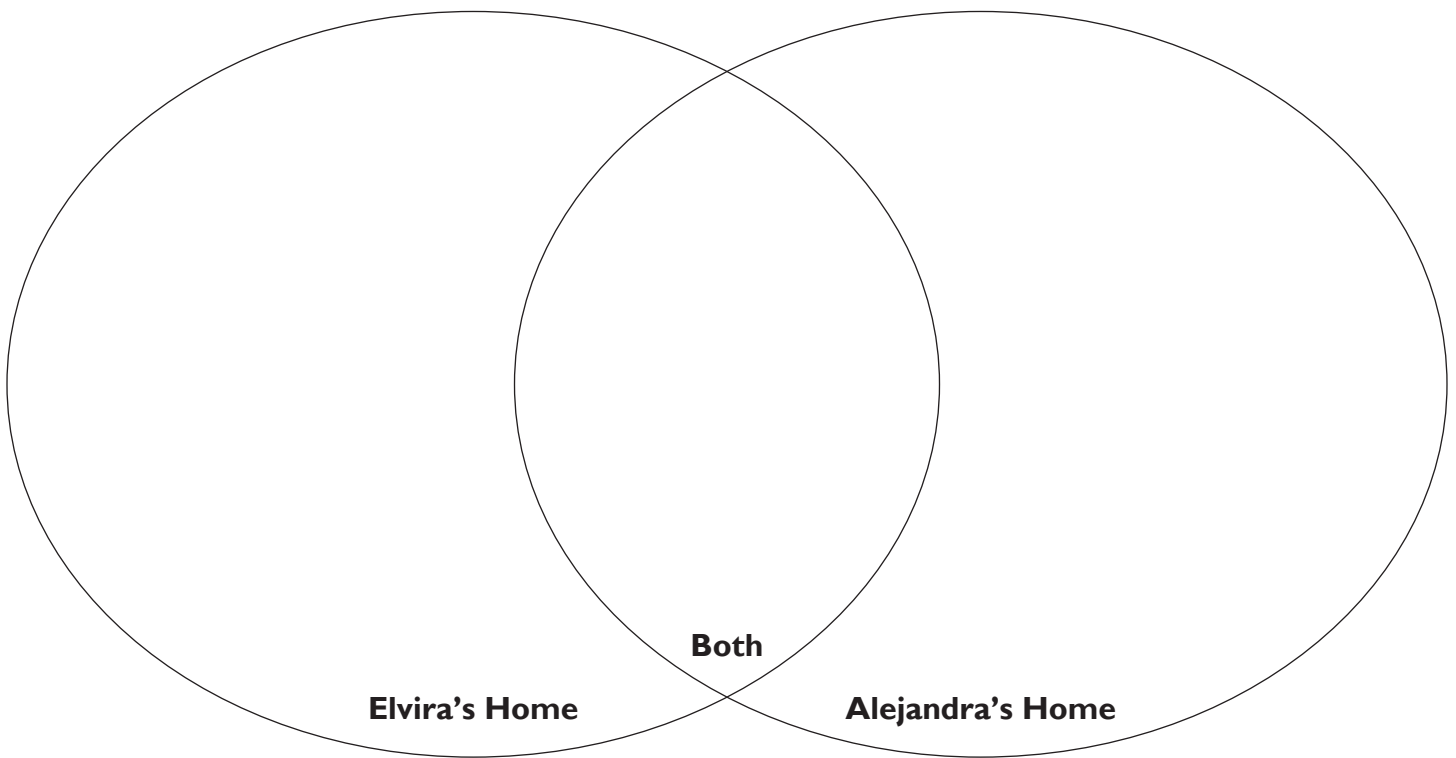
*Elvira*



*“I live in a building with my Mom. Our kitchen has everything, like a stove, a fridge, an oven and a pantry for storage. My mom cooks. She makes soups, spaghetti, and chicken. I make my own food on Saturdays and Sundays. Sometimes I'll make a sandwich, salad, soup, eggs and stuff like that. We have a special room that we call the studio where people stay, like when my grandma or my mom's friends come over.”*

*Alejandra*

Elvira and Alejandra's homes are very different but they are also similar in some ways. Use the details you saw in the video to complete this Venn diagram.



**Watch this 360-degree video exploring a home in the countryside outside the city!**  
Be sure to move your cursor, phone, or tablet around to see everything!  
(password: **corn**): <https://vimeo.com/452910984>

# Cultural Scavenger Hunt

Today Rosario invites you into her home and introduces you to important objects they use and customs they observe. Rosario invites you into her kitchen and main room. Does anything in her home seem familiar?

**Find and identify** an object in your home that has a similar purpose to something you saw or read about in the lesson but looks different.

Name the object: \_\_\_\_\_

**Explore** the object. Use your senses of sight, touch, sound, smell or taste to discover how the object can have a similar purpose but look, feel, smell or taste different.

What do you observe? \_\_\_\_\_

\_\_\_\_\_

**Explain** 3 ways the object has a similar purpose but appears to be different.

1. \_\_\_\_\_

2. \_\_\_\_\_

3. \_\_\_\_\_

**Don't forget!** Before selecting your object, check with an adult to be sure your object is **SAFE** and **APPROPRIATE** to use.

I finished this lesson!

***If you like cooking, go to the [Extended Activities](#) page and look at the video about Mole, a special sauce used on many foods. Also check out the recipes for tortillas and mole sauce.***